



ROOF CUPOLAS

- Now available in 24", 36" and 48" sizes with a straight roof. The entire 24" and 36" cupola is constructed of 29 gauge prepainted steel. The 48" cupola has a 26 gauge prepainted steel roof.
- Prepainted steel roof construction with the 24", 36" and 48" available in numerous colors. Sides are standard in white. Contact sales representative for other colors.
- Assembles on job site in minutes with slide on metal connectors for straight roof and wall sections.
- Bird screen included for mounting in curbs.
- Roof interlocks with sides for tight connection.
- All metal joints feature "Tog-a-Loc" construction, for non-rusting permanent construction.
- Optional curb cap if no air flow for ventilation is required.
- Packaged KD for economical shipping, with fast, easy assembly on building site.



PLYCO
CORPORATION

Due to Plyco Corporation's ongoing commitment to product improvement, we reserve the right to change, without notice, product specifications, availability, prices and conditions of sale.

Products are shown with options, please contact your representative.

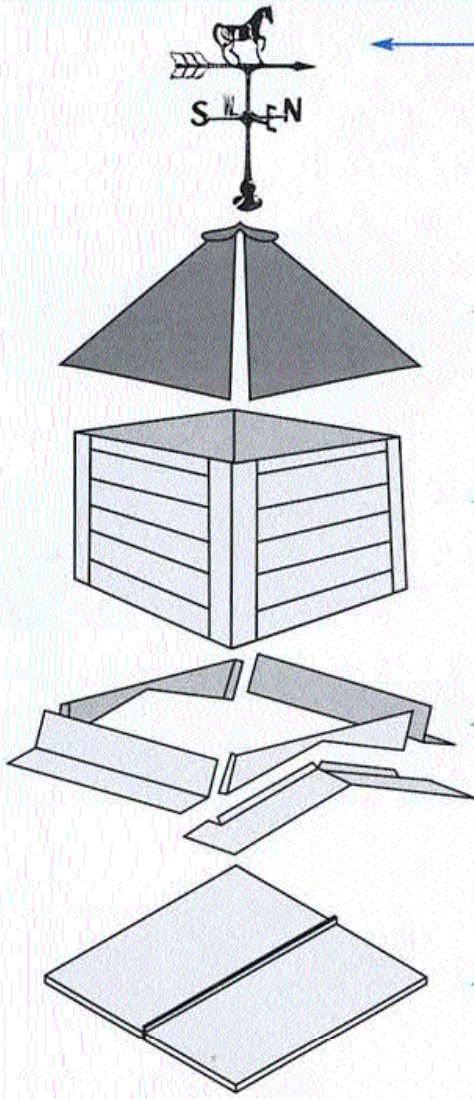
P.O. Box Q, Elkhart Lake, WI 53020

USA: 800-558-5895 • Fax 800-257-5926

INTERNATIONAL: (920) 876-3611 • Fax (920) 876-3527

STANDARD CUPOLA SIZES

	MODEL 240	MODEL 360	MODEL 480
BASE SIZE:	24"x24"	36"x36"	48"x48"
SIDE HEIGHT:	16"	21"	28"
ROOF HEIGHT:	15"	21"	28"
OVERALL HEIGHT:	31"	42"	56"
FREE AREA (SQ. IN.):	250	560	990
ROOF OVERHANG:	2"	3"	3"



WEATHER VANES:

Attach to cupola roof cap.
 29" Height for Models #240 and #360
 42" Height for Model #480 (Horse Only)

ROOF: (Standard Colors Below)

MW-240-24" model
 MW-360-36" model
 MW-480-48" model

SIDES: (Standard White)

MW-245-24" model
 MW-365-36" model
 MW-485-48" model

6-PIECE BASE FLASHING: (Standard White)

Standard 3/12 or 4/12 pitch, please specify. Any other pitch, special order.
 MW-241-24" model
 MW-361-36" model
 MW-481-48" model

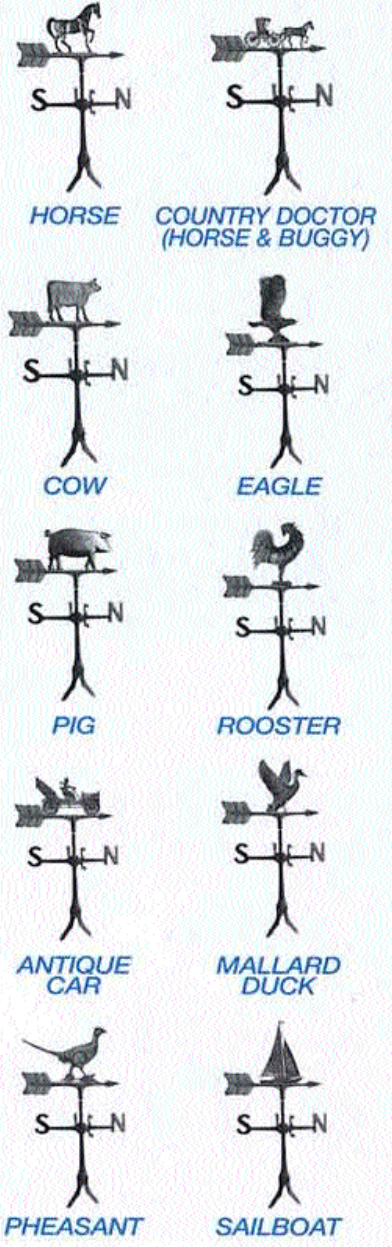
OPTIONAL CURB CAP:

MW-248-24" model
 MW-368-36" model
 MW-488-48" model

STANDARD ROOF COLORS:



AVAILABLE STYLES:



PLYCO

CORPORATION

Elkhart Lake, WI 53020
 Phone: (800) 558-5895
 Fax: (800) 257-5926

Distributed by:

ROOF CUPOLAS LITED


- **Now** available in 24", 36" and 48" sizes with a **straight roof**. The entire 24" and 36" cupola is constructed of 29 gauge prepainted steel. The 48" cupola has a 26 gauge prepainted steel roof.
- Prepainted steel roof construction with the 24", 36" and 48" available in numerous colors. Sides are standard in white. Contact sales representative for other colors.
- Full perimeter reinforced hemmed angles for rigid window frame opening.
- Galvanized steel internal gussets for diagonal strength.
- Plyco manufactured acrylic glazed white aluminum windows installed in each side with permanent silk-screened gridwork.
- All metal joints feature "Tog-a-Loc" construction, for non-rusting permanent construction.
- Packaged KD for economical shipping, with fast, easy assembly on building site.

PLYCO
CORPORATION

P.O. Box Q, Elkhart Lake, WI 53020

USA: 800-558-5895 • Fax 800-257-5926

INTERNATIONAL: (920) 876-3611 • Fax (920) 876-3527



Due to Plyco Corporation's ongoing commitment to product improvement, we reserve the right to change, without notice, product specifications, availability, prices and conditions of sale.

Products are shown with options, please contact your representative.